(the) canon squares (shift)

soprano saxophone
english horn
bassoon
viola
cello
piano

2 percussionists:
vibraphone
marimba
glockenspiel
chimes
high suspended sizzle cymbal
medium suspended sizzle cymbal
deep suspended cymbal
deep tam-tam
4 chinese temple blocks
wood block
cowbell

and

SATB
(quartet or small ensemble)

by

daniel moses schreier

©1978 dan moses music

Aztec® XX-16R

non transposed score

a LONG — NOT AS LONG — SHORTER — b LONG — SHORTER — f LONG — g SHORT — h LONG — i LONG

SOPRANO SAX — no vibrato until duet I

ENGLISH HORN — no vibrato until duet I

BASSOON

VOCAL QUARTET — NO VIBRATO — S, A, T, B

HIGH SIZZLE — D.S.C. — cowbell — V.S.C. — MARIMBA (soft)

DEEP SIZZLE

DEEP TAM TAM — etc.

PNO — + mute string inside pno. — BEFORE DOWN BEAT

VIOLA — no vibrato

CELLO — no vibrato

*these are suggested guidelines for the length of these cues. no two cues should have the same length. (LONG is approx. 8"/10"/12".)

ZITEC® XX-10A


SHORT
NOT AS SHORT
NOT AS SHORT
2.5 seconds
SOPRANO SAX
E.H.
BSN.
S
A
T
B
stagger breathing (decres. before taking breath and sneak back in)
MARIMBA
DEEP TAM-TAM
mute inside
PNO
VA
VC.

1. grace notes are to be played as fast as possible
2. approximate other metrical values (do not be rigid and allow the tempo to fluctuate)



HOLD (LONG) [eng. hn. holds whatever note is being played when cue (2) is given]

MODERATE (♩= 96)

S.S.

E.H.

BSN

S

A

T

B

(no vibrato)

(EE)

(AH)

(no vibrato)

(EE)

(AH)

(no vibrato)

AH (no vibrato)

AH

HIGH S.S.C.
MED. SOSP SIZZLE
DEEP S.C.

H.S.S.C.
M.S.S.C.
D.S.C.

L.V.

MS.S.C.

+choke

D.S.C.,
CTB
DEEP
TAM-TAM

CTBS

T.T.B.

TAM-TAM

L.V.

m.b.

PNO.

VA.

pizz

arco

VC.

pizz

arco

RIT.

(3 secs)

S.S.

E.H

BSN.

S

A

T

B

L.V.

deep TAM TAM

PNO

note inside piano

pluck inside

normal

VA.

VC.

pizz

arco

sul D

sul G

sul pont

DUET II (VIOLENT)

FREE (FAST TO VERY FAST)

S.S.

E.H

BSN

throat closed

throat open

S

VOCAL QUARTET

A

+throat closed

throat open

T

B

pp cres

pp cres.

VIBES

chimes

mssc

DG

L.V

ACCEL THEN RIT.

PNO

inside piano

pd

L.V.

sul pont

VA.

VC.

mf


S.S.
E.H
BSN
PNO
VA.
VC.
tr
f
TAM-TAM
1
2


once the e.h. is given cue; the player finishes line at own tempo
3
4
5
S.S.
E.H
BSN
PNO.
VA.
VC.
tr
mf
CHIMES
L.V.
ped.
sounding
f

ZTEC® XX-16R


6 (same as cue #3)
FAST
(in tempo together)
7
8
L.V.
MARIMBA
VIBES
sul point
pedl.

S.S.

E.H.

BSN.

S

A

T

B

MARIMBA

VIBES

PNO.

VA

VC.

DUET III

FREE

(slow)

S.S.

E.H.

BSN.

S

A

T

B

MARIMBA

VIBES

PNO.

VA.

VC.

pizz

arco


DUET III
FREE (VERY SLOW)
S.S.
E.H.
BSN.
f
PERC
cowbell
ff
1
inside pno. put finger on string
and move upwards to create harmonics
PN.
mute inside
ped
sfz
VA.
VC.


S.S.
E.H.
BSN.
MARIMBA
Keyboard Glock
PNO.
VA.
VL.
FAST (FREE) TROPE
1. grace notes are to be played as fast as possible
2. approximate other metrical values (do not be rigid and let tempo fluctuate)
(HARD MALLETS)
sounding two octaves higher



the following section (from this cue to the letter E) is a flexible section. The times indicated inbetween cues are suggested and not rigid, though cues given must occur together. Events that occur in between cues (nonconducted entrances) are "felt" by the performers and should occur during that time reference. for breathing in long repeated passages, drop out when necessary, keep the pattern going in your head, then re-enter as pattern continues. the number cues are conducted – follow special relationships in score.

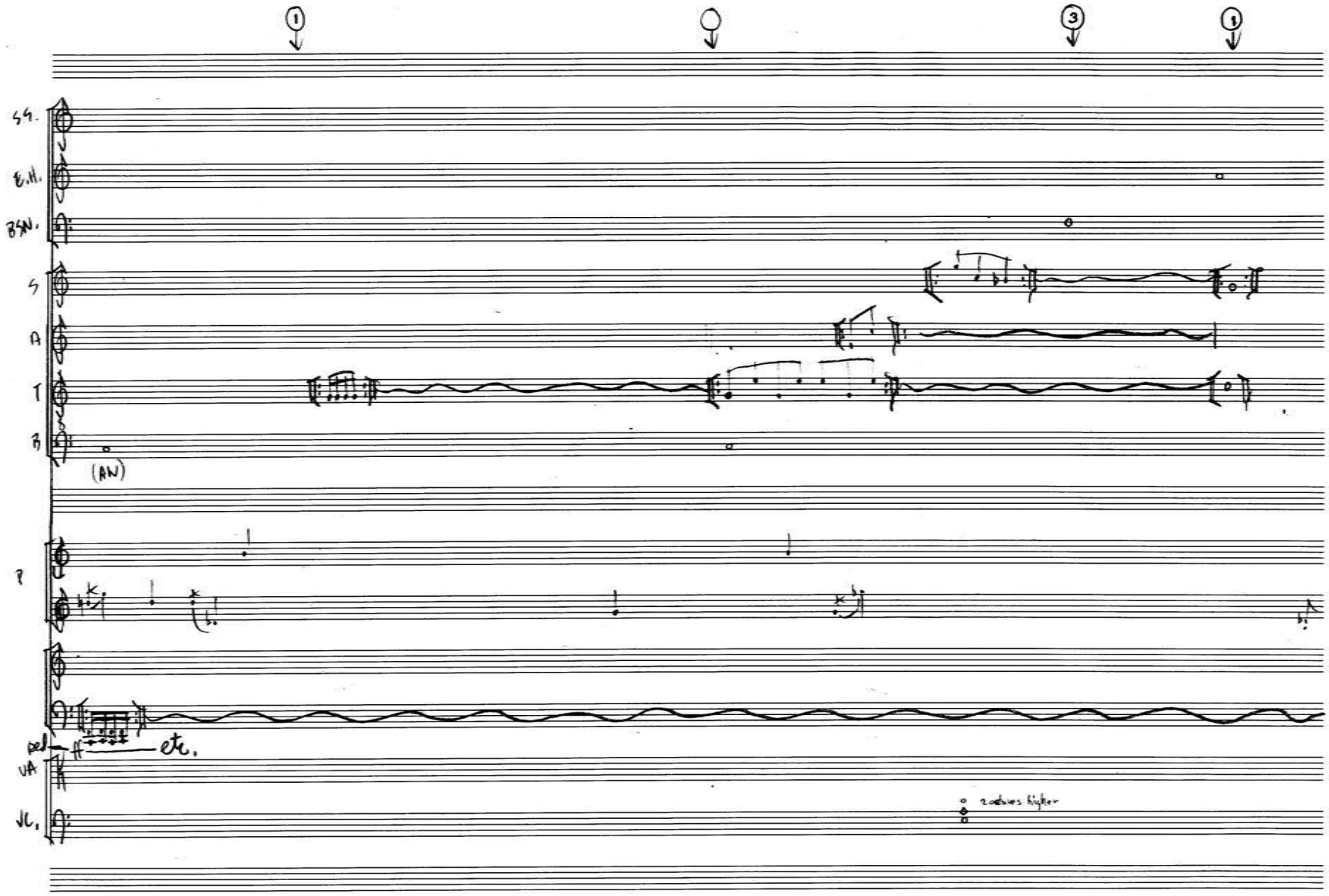
1
3
1
SX.
E.H.
BSN.
S
A
T
B
(AN)
P
ped
etc.
VA
VC.
2 octaves higher


5
6
7
8
9
1
11
A
50"
to B
SS
EH
BSN
S
A
T
B
MARIMBA
VIBES
PNO
ped
etc.
10 secs
decres.
VA
VC.
secs. slowly

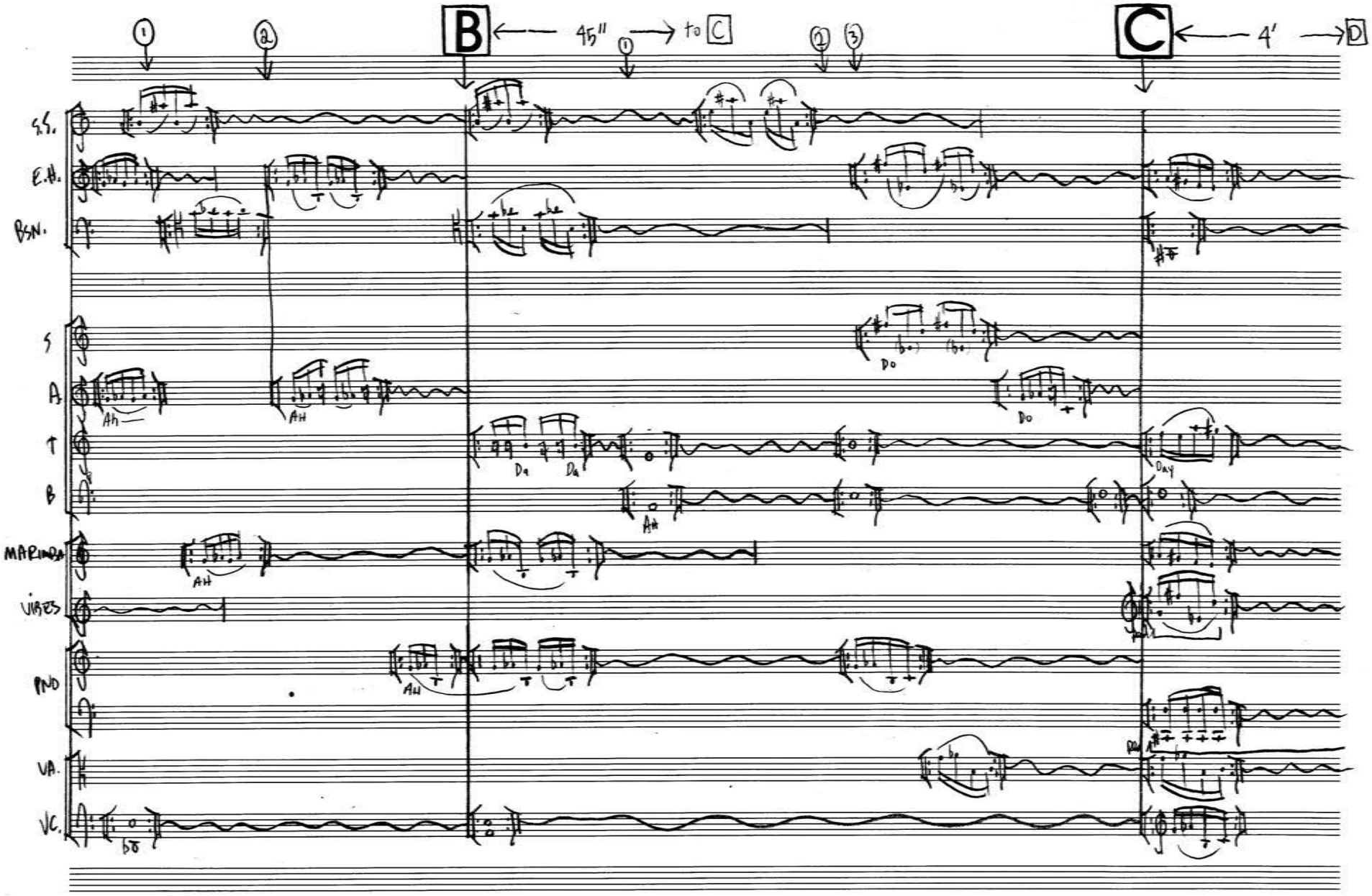
B
45"
to C
C
4'
D
S.S.
E.H.
BSN.
S
A
T
B
MARIMBA
VIBES
PNO
VA.
VC.
Ah
Do
Day


1
2
3
4
5
stagger breathing
stagger breathing
S.S.
E.H.
BSN.
S
A
T
B
MARIMBA
VIBES
ped
no pedal
PNO.
VA.
VC.


D
2'30"
E
6
8
9
10
1
S.S.
E.H.
BSN
S
A
T
B
MARIMBA
VIBES
PNO
VA
L.


4
5
6
7
S.S.
E.H.
HRN
S
A
T
B
MARIMBA
VIBES
PNO
VA
VC.


E
♩=108 (UNRELENTING)
S.S
E.H.
B/N
S
A
T
B
PERC
B/N
VA.
VC.
♩=108



ACCEL. POCO à POCO UNTIL DUET IV
(THE BOX)

S.S.
E.H.
B.Cl.
S
A
T
B
PERC
MARIMBA
VIBES
L.V.
PNO.
VA.
VC.

Accel.

S.S.

E.H.

BSN.

cres poco a poco to DUET IV

cres poco a poco to DUET IV

cres poco a poco to DUET IV

S

A

T

B

V.S. →

H.S.S.C.
M.S.S.C.
MOB in B♭

PERC

M.S.S.C.
GONG

mp

choke

H.S.S.C.

CHOKE

sfz

M.S.S.C.

mp

O.S.C.

mp

sfz

sfz

PNO

VA

VC.

cres poco a poco to DUET IV

cres poco a poco to DUET IV

(continue where accels. left off)

S.S.

E.H.

BSN.

(cres.)

10 sec.

SEMPRE CRESC.

S

A

T

B

SEMPRE CRESC.

HSSC. MSSC.

w.g.

CTB

+ CHOKE

MSSC. DSC GONG

PP

as fast as possible on the beat

mp

L.V.

L.V. until inaudible

PNO

VA

VC.

ff

DUET IV PLAY 2x

this box should be played as one line moving gently between three instruments. there should be no break as line moves from instru. to instrument.
watch eachother and cue each other if necessary

S.S. SLOW

BSN SLOW

VA. SLOW p

pizz solo

slow to MODERATE (ACCEL SLOWLY THROUGHOUT SOLO)

E.H. mp

S,A p mm (mouth closed) stagger breathing (decres. to nothing, then breath, cres. back in)

T p mm (mouth closed)

S.S.

BSN.

VA.

SEGUE ATTACHA

V.S. →

E.H.

S,A

T



* this note should be simultaneous with cut-off

(FACE)

S.S.

sempre p

E.H.

sempre p

BSN

S

A

T

B

PERC

L.V. — — — until inaudible

PIO

L.V. — — — until inaudible

VA

CL.

April 31 NYC Daniel Moses Schreiber
1978